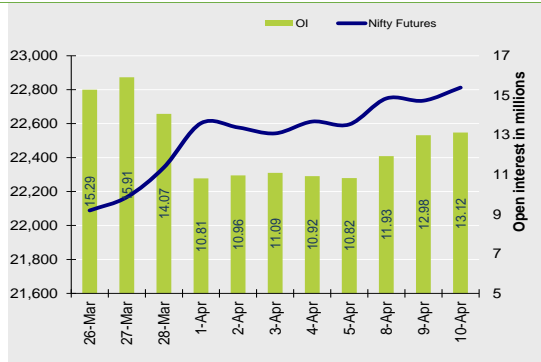


Nifty Snapshot

	Close	Prv Cl.	Ab chg	% chg
Spot	22,753.80	22,642.75	111.05	0.49
Futures	22,812.40	22,735.35	77.05	0.34
OI(ml shr)	13.12	12.98	0.14	1.06
Vol (lots)	89619	125730	-36111	-28.72
COC	58.60	92.60	-34.00	-36.7
PCR-OI	1.26	1.09	0.17	15.8

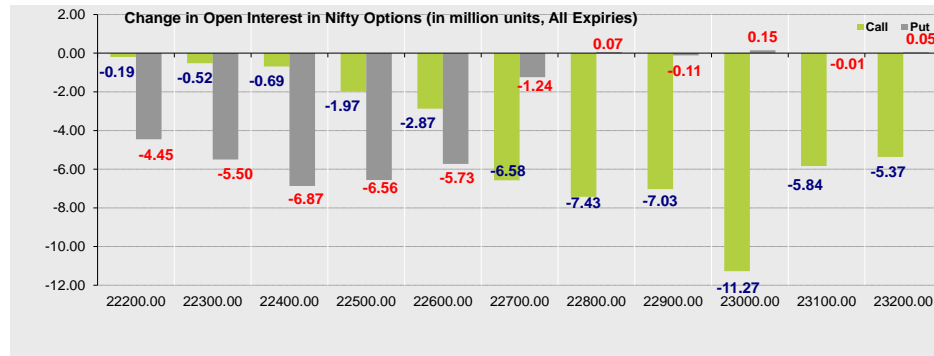
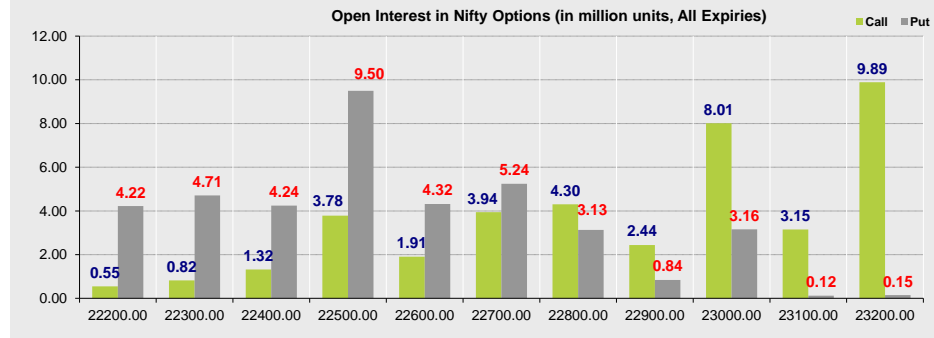
Nifty Futures Price v/s OI



Summary

- Indian markets closed on a positive note where buying was mainly seen in Banking, Metals and Oil & Gas sectors. Nifty Apr Futures closed at 22812.40 (up 77.05 points) at a premium of 58.60 pts to spot.
- FII's were net buyers in Cash to the tune of 2778.17 Cr and were net buyers in index futures to the tune of 4006.21 Cr.
- India VIX decreased by 2.17% to close at 11.11 touching an intraday high of 11.36.

Open Interest in Nifty Options:



- The above second chart shows previous trading day's change in Nifty options where Liquidation in OI were seen in 22700, 22600, 22500 strike Puts and at 22700, 22800, 22900, 23000 strike Calls indicating market is likely to remain range bound in the near term.
- Highest OI build-up is seen at 23200 strike Calls and 22500 strike Puts, to the tune of 9.89mn and 9.50mn respectively.

Outlook on Nifty:

Index is likely to open on a gap down note today and is likely to remain range bound during the day.

Institutional Activity in previous trading session

(in Rs cr.)	Buy	Sell	Net
Index Futures	5878.08	1871.87	4006.21
Index Options	4179603.24	4168854.02	10749.22
Stock Futures	29021.04	25434.34	3586.70
Stock Options	45331.30	45956.43	-625.13
FII Cash	13,344.95	10,566.78	2,778.17
DII Cash	12,342.51	12,179.15	163.36

Net FII Activity (in Rs cr.)

Date	Idx Fut	Stk Fut	Idx Opt	Cash
10-Apr	4006.2	3586.7	10749.2	2778
9-Apr	2484.6	1022.3	25598.2	-593
8-Apr	1261.9	623.0	-30524.5	-685
5-Apr	-220.3	-5114.4	11381.6	1659
4-Apr	-753.9	-6586.8	90860.0	-1136
3-Apr	-1677.4	-10315.5	29005.8	-2214

Technical Pivot (Intraday):

	S2	S1	PIVOT	R1	R2
NIFTY	22720	22765	22800	22845	22875
BANKNIFTY	48630	48825	48955	49150	49280

(Price is in Rs; OI is in million units; Price chg and OI chg are in percentage) **NB RESEARCH**

Fresh Longs seen in:

Scrip	Price	Price chg	OI	OI Chg
MCDOWELL-N	1201.8	6.0	9.9	19.5
SRF	2654.8	2.1	4.9	13.1
FEDERALBNK	159.7	2.4	107.3	12.7

Fresh Shorts seen in:

Scrip	Price	Price chg	OI	OI Chg
BALRAMCHIN	389.8	-1.2	14.2	14.3
PIIND	3876.1	-0.9	1.7	13.2
JINDALSTEL	901.2	-0.3	13.9	12.1

Short Covering seen in:

Scrip	Price	Price chg	OI	OI Chg
HINDPETRO	488.1	6.2	34.5	-11.8
APOLLOTYRE	488.8	4.0	12.6	-11.4
MCX	3909.0	4.6	2.8	-9.5

Long Unwinding seen in:

Scrip	Price	Price chg	OI	OI Chg
HINDCOPPER	358.7	-0.3	33.4	-7.8
NAUKRI	6105.1	-2.4	1.2	-3.3
ICICIGI	1690.0	-1.2	2.8	-2.7

NIFTY50 Options OI (CE OI = Resistance) (PE OI = Support)			
Symbol	Highest CE OI	Highest PE OI	CMP
ADANIPTS	1400	1300	1357
ADANIENT	3400	3000	3257
ASIANPAINT	3000	2800	2903
AXISBANK	1100	1050	1089
BAJAJ-AUTO	9500	8000	9015
BAJAJFINSV	1700	1600	1706
BAJFINANCE	7300	7000	7246
BHARTIARTL	1200	1200	1231
BPCL	620	600	607
BRITANNIA	5000	4700	4818
CIPLA	1500	1400	1428
COALINDIA	450	450	457
DIVISLAB	3800	3700	3743
DRREDDY	6200	6100	6164
EICHERMOT	4300	4000	4320
GRASIM	2400	2200	2306
HCLTECH	1600	1540	1545
HDFCBANK	1600	1500	1542
HDFCLIFE	650	600	624
HEROMOTOCO	4700	4500	4510
HINDALCO	600	590	604
HINDUNILVR	2300	2300	2270
ICICIBANK	1100	1100	1110
ITC	435	430	438
INDUSINDBK	1600	1600	1559

NIFTY50 Options OI (CE OI = Resistance) (PE OI = Support)			
Symbol	Highest CE OI	Highest PE OI	CMP
INFY	1500	1500	1510
IOC	180	170	174
JSWSTEEL	900	800	885
KOTAKBANK	1800	1800	1828
LT	3800	3700	3768
LTIM	5000	4900	4933
M&M	2100	1900	2075
MARUTI	13000	12000	12670
NESTLEIND	2600	2500	2532
NTPC	350	350	364
ONGC	280	260	273
POWERGRID	300	280	284
RELIANCE	3000	2900	2964
SBILIFE	1550	1500	1503
SBIN	800	750	781
SUNPHARMA	1640	1500	1605
TATACONSUM	1150	1100	1148
TATAMOTORS	1100	900	1018
TATASTEEL	170	150	165
TCS	4000	3900	3989
TECHM	1300	1200	1270
TITAN	3800	3500	3715
ULTRACEMCO	10500	9800	9829
UPL	500	450	507
WIPRO	500	480	479

Derivative Recommendations:

Stock Name	Call (Buy/Sell)	Entry price	Targets	Stop Loss	Duration	Status
CUB 160CE	Buy	3.65	7	2.2	1-2 Days	Open

FROM THE EQUITY DERIVATIVE DESK:

NIRAV HARISH CHHEDA
AVP - DERIVATIVES AND TECHNICAL RESEARCH
E-Mail: nirav.chheda@nirmalbang.com
Tel no: 6273-8199/8000

AMIT BHUPTANI
SNR.DERIVATIVES AND TECHNICAL RESEARCH ANALYST
E-Mail: amit.bhuptani@nirmalbang.com
Tel no: 6273-8242/8000

DISCLOSURES

Research Reports that are published by Nirmal Bang Securities Private Limited (hereinafter referred to as "NBSPL") are for private circulation only. NBSPL is a registered Research Analyst under SEBI (Research Analyst) Regulations, 2014 having Registration no. INH000001766. NBSPL is also a registered Stock Broker with National Stock Exchange of India Limited, BSE Limited, Metropolitan Stock Exchange of India Limited, Multi Commodity Exchange of India Limited, National Commodity and Derivative Exchange Limited and Indian Commodity Exchange Limited in cash and Equity and Commodities derivatives segments.

NBSPL has other business divisions with independent research teams separated by Chinese walls, and therefore may, at times, have different or contrary views on stocks and markets.

NBSPL or its associates have not been debarred / suspended by SEBI or any other regulatory authority for accessing / dealing in securities Market. NBSPL, its associates or analyst or his relatives do not hold any financial interest (Except Investment) in the subject company. NBSPL or its associates or Analyst do not have any conflict or material conflict of interest at the time of publication of the research report with the subject company. NBSPL or its associates or Analyst or his relatives may or may not hold beneficial ownership of 1% or more in the subject company at the end of the month immediately preceding the date of publication of this research report.

NBSPL or its associates / analyst has not received any compensation / managed or co-managed public offering of securities of the company covered by Analyst during the past twelve months. NBSPL or its associates have not received any compensation or other benefits from the company covered by Analyst or third party in connection with the research report. Analyst has not served as an officer, director or employee of Subject Company. NBSPL / analyst has not been engaged in market making activity of the subject company.

Analyst Certification: The research analysts and authors of these reports, hereby certify that the views expressed in this research report accurately reflects my/our personal views about the subject securities, issuers, products, sectors or industries. It is also certified that no part of the compensation of the analyst(s) was, is, or will be directly or indirectly related to the inclusion of specific recommendations or views in this research. The analyst(s) principally responsible for the preparation of this research report and has taken reasonable care to achieve and maintain independence and objectivity in making any recommendations.

DISCLAIMER

This report is for the personal information of the authorized recipient and does not construe to be any investment, legal or taxation advice to you. NBSPL is not soliciting any action based upon it. Nothing in this research shall be construed as a solicitation to buy or sell any security or product, or to engage in or refrain from engaging in any such transaction. In preparing this research, we did not take into account the investment objectives, financial situation and particular needs of the reader.

This research has been prepared for the general use of the clients of NBSPL and must not be copied, either in whole or in part, or distributed or redistributed to any other person in any form. If you are not the intended recipient you must not use or disclose the information in this research in any way. Though disseminated to all the customers simultaneously, not all customers may receive this report at the same time. NBSPL will not treat recipients as customers by virtue of their receiving this report. This report is not directed or intended for distribution to or use by any person or entity resident in a state, country or any jurisdiction, where such distribution, publication, availability or use would be contrary to law, regulation or which would subject NBSPL & its group companies to registration or licensing requirements within such jurisdictions.

The report is based on the information obtained from sources believed to be reliable, but we do not make any representation or warranty that it is accurate, complete or up-to-date and it should not be relied upon as such. We accept no obligation to correct or update the information or opinions in it. NBSPL or any of its affiliates or employees shall not be in any way responsible for any loss or damage that may arise to any person from any inadvertent error in the information contained in this report. NBSPL or any of its affiliates or employees do not provide, at any time, any express or implied warranty of any kind, regarding any matter pertaining to this report, including without limitation the implied warranties of merchantability, fitness for a particular purpose, and non-infringement. The recipients of this report should rely on their own investigations.

This information is subject to change without any prior notice. NBSPL reserves its absolute discretion and right to make or refrain from making modifications and alterations to this statement from time to time. Nevertheless, NBSPL is committed to providing independent and transparent recommendations to its clients, and would be happy to provide information in response to specific client queries.

Before making an investment decision on the basis of this research, the reader needs to consider, with or without the assistance of an adviser, whether the advice is appropriate in light of their particular investment needs, objectives and financial circumstances. There are risks involved in securities trading. The price of securities can and does fluctuate, and an individual security may even become valueless. International investors are reminded of the additional risks inherent in international investments, such as currency fluctuations and international stock market or economic conditions, which may adversely affect the value of the investment. Opinions expressed are subject to change without any notice. Neither the company nor the director or the employees of NBSPL accept any liability whatsoever for any direct, indirect, consequential or other loss arising from any use of this research and/or further communication in relation to this research. Here it may be noted that neither NBSPL, nor its directors, employees, agents or representatives shall be liable for any damages whether direct or indirect, incidental, special or consequential including lost revenue or lost profit that may arise from or in connection with the use of the information contained in this report.

Copyright of this document vests exclusively with NBSPL. Our reports are also available on our website www.nirmalbang.com